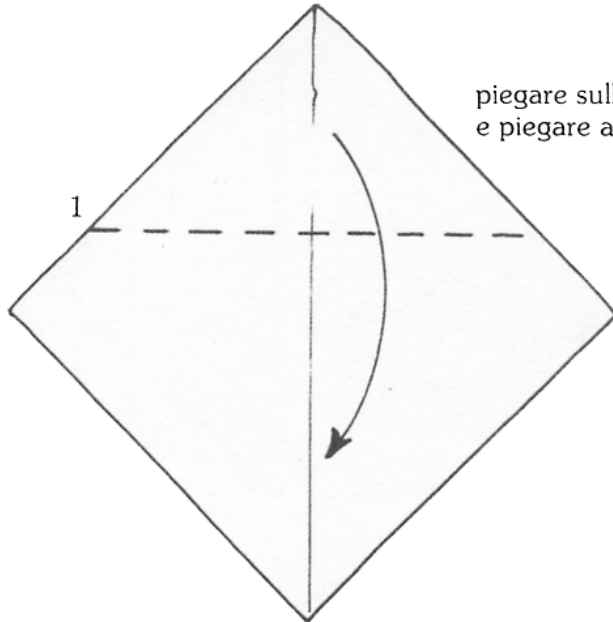



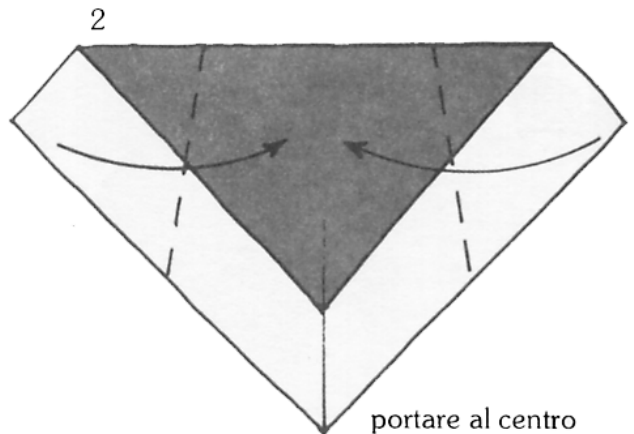
# ALBERO

## Chioma

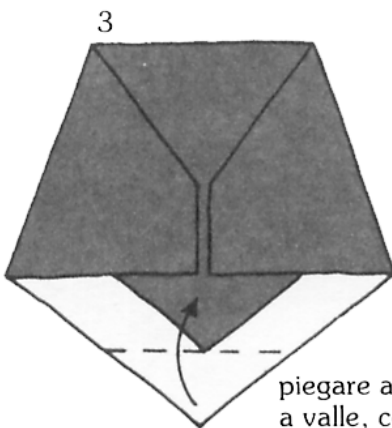
usare un foglio verde di cm 12 x 12



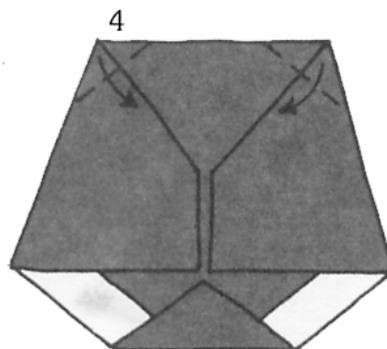
piegare sulla diagonale  
e piegare a valle



portare al centro



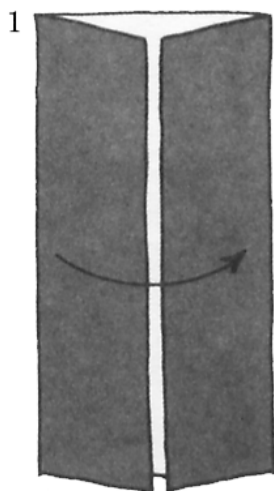
piegare ancora  
a valle, così...




... e così per modellare  
la chioma dell'albero;  
girare il modello

## Tronco

usare un foglio marrone di cm 12 x 12



piegare sulla  
mediana  
e portare  
i lati al centro



piegare a metà

assemblare  
il tronco  
con la chioma

